







Junior - All-around Results

Rnk	Nr	Participant/Club													Total		
			D/P	Score	D/P	Score	D/P	Score	D/P	Score	D/P	Score	D/P	Score			
1	150	FRASER Joe Birmingham Gymnastics	5.4 0.1	13.300	5.7 0.0	13.800	4.2 -	13.300	5.2 -	14.150	- -	0.000	5.4 0.0	13.300	3.9 -	11.100	78.950
2	152	CARTER Hamish Birmingham Gymnastics	5.3 -	13.400	5.1 0.0	13.100	4.8 -	13.300	5.2 -	14.500	4.4 -	13.300	3.9 0.0	11.300	4.7 -	13.200	78.800
3	142	PIRE Bernard FRBG	4.8 -	13.550	5.1 0.0	13.450	4.5 -	13.300	4.4 -	13.600	- -	0.000	4.6 0.0	12.150	3.7 -	12.300	78.350
4	153	NATHAN Joshua Birmingham Gymnastics	4.6 -	13.500	5.8 0.0	13.650	4.4 -	13.000	3.8 -	12.650	- -	0.000	4.6 0.0	13.250	3.5 -	11.400	77.450
5	143	DE CAMPS Frédéric FRBG	4.5 -	13.150	4.8 0.0	11.850	2.6 -	10.600	2.8 -	12.000	- -	0.000	4.4 0.0	12.450	3.7 -	11.900	71.950
6	147	BINDELS Boyd KNGU	4.1 -	13.000	3.8 0.0	11.550	3.9 -	11.800	3.6 -	12.250	- -	0.000	3.4 0.0	11.500	3.6 -	11.800	71.900
7	141	STEICHEN Tom Fed. Luxembourg	4.2 -	12.150	2.8 0.0	10.750	2.6 -	10.700	4.4 -	13.350	- -	0.000	3.8 0.0	12.350	2.3 -	10.900	70.200
8	144	PESESSE Justin FRBG	4.6 -	13.050	3.6 0.0	9.350	4.1 -	12.100	3.8 -	12.600	2.0 -	10.500	4.2 0.0	11.450	2.6 -	11.300	69.850
9	149	OOSTERLING Thijs KNGU	4.4 -	12.750	4.0 0.0	12.200	4.0 -	11.800	2.8 -	11.900	- -	0.000	3.9 0.0	11.600	2.6 -	9.200	69.450
10	148	ROEG Thom KNGU	3.5 -	11.750	4.5 0.0	12.950	3.1 -	10.700	3.6 -	11.700	- -	0.000	4.2 0.0	11.450	2.6 -	10.600	69.150
11	155	MOUDNI Hazim Féd. Marocaine de Gymnastique	3.8 -	11.750	3.1 0.0	9.750	2.4 -	8.800	3.6 -	12.750	- -	0.000	3.7 0.0	10.550	3.0 -	10.800	64.400
12	158	NACIRI Anass Féd. Marocaine de Gymnastique	4.0 -	11.600	2.9 0.0	9.800	2.2 -	9.400	3.0 0.1	11.750	2.8 -	12.000	3.2 0.0	10.200	3.0 -	9.000	61.750
13	156	TOUGUI Mehdi Féd. Marocaine de Gymnastique	4.1 0.1	8.150	2.6 4.0	4.950	2.2 1.0	8.800	3.6 -	12.600	2.8 -	12.000	2.7 4.0	6.650	2.8 -	9.500	50.650
14	151	CAULWELL Harry Birmingham Gymnastics	5.0 -	13.900	4.9 0.0	11.200	4.7 -	12.500					3.8 0.0	9.850			47.450
15	157	GUISTAS Achraf Féd. Marocaine de Gymnastique	4.1 -	11.200	0.8 6.0	0.500	2.1 1.0	8.000	2.8 -	11.400	- -	0.000	2.0 0.0	10.100	1.5 4.0	3.200	44.400
16	145	MARTINEZ Victor FRBG			3.1 0.0	10.300	2.2 -	11.300	3.6 0.3	11.150	- -	0.000					32.750
17	146	ONOSHIMA Takumi FRBG			5.2 0.0	13.650											13.650
18	159	GENTGES Gilles FfGym															0.000
18	160	GENTGES Maxime FfGym															0.000

Junior - Results Floor

Rn	Nr	Participant	Club	D	E1	E2	E3	E4	E5	E6	E	P	Total
1	15	CAULWELL Harry	Birmingham Gymnastics	5.0	8.9	8.7	8.9	8.9	-	-	8.900	-	13.900
2	14	PIRE Bernard	FRBG	4.8	8.2	8.9	9.0	8.6	-	-	8.750	-	13.550
3	15	NATHAN Joshua	Birmingham Gymnastics	4.6	8.9	8.9	9.0	8.7	-	-	8.900	-	13.500
4	15	CARTER Hamish	Birmingham Gymnastics	5.3	8.0	8.5	8.1	8.1	-	-	8.100	-	13.400
5	15	FRASER Joe	Birmingham Gymnastics	5.4	7.8	8.4	8.1	7.9	-	-	8.000	0.1	13.300
6	14	DE CAMPS Frédéric	FRBG	4.5	8.7	8.6	8.9	8.0	-	-	8.650	-	13.150
7	14	PESESSE Justin	FRBG	4.6	8.2	8.8	8.6	8.3	-	-	8.450	-	13.050
8	14	BINDELS Boyd	KNGU	4.1	8.7	9.0	8.9	8.9	-	-	8.900	-	13.000
9	14	OOSTERLING Thijs	KNGU	4.4	8.1	8.5	8.4	8.3	-	-	8.350	-	12.750
10	14	STEICHEN Tom	Fed. Luxembourg	4.2	8.2	7.9	7.6	8.0	-	-	7.950	-	12.150
11	14	ROEG Thom	KNGU	3.5	8.3	8.6	8.1	8.2	-	-	8.250	-	11.750
11	15	MOUDNI Hazim	Féd. Marocaine de	3.8	7.5	8.1	7.8	8.5	-	-	7.950	-	11.750
13	15	NACIRI Anass	Féd. Marocaine de	4.0	7.4	7.8	7.8	7.4	-	-	7.600	-	11.600
14	15	GUISTAS Achraf	Féd. Marocaine de	4.1	6.4	7.1	7.7	7.1	-	-	7.100	-	11.200
15	15	TOUGUI Mehdi	Féd. Marocaine de	4.1	4.1	4.0	4.2	4.3	-	-	4.150	0.1	8.150

Junior - Results High Bar

Rn	Nr	Participant	Club	D	E1	E2	E3	E4	E5	E6	E	P	Total
1	15	CARTER Hamish	Birmingham Gymnastics	4.7	8.1	8.7	8.5	-	-	-	8.500	-	13.200
2	14	PIRE Bernard	FRBG	3.7	8.6	8.8	8.6	-	-	-	8.600	-	12.300
3	14	DE CAMPS Frédéric	FRBG	3.7	8.2	8.0	8.4	-	-	-	8.200	-	11.900
4	14	BINDELS Boyd	KNGU	3.6	8.3	8.2	7.8	-	-	-	8.200	-	11.800
5	15	NATHAN Joshua	Birmingham Gymnastics	3.5	7.9	7.9	7.4	-	-	-	7.900	-	11.400
6	14	PESESSE Justin	FRBG	2.6	8.2	8.9	8.7	-	-	-	8.700	-	11.300
7	15	FRASER Joe	Birmingham Gymnastics	3.9	7.4	7.2	7.2	-	-	-	7.200	-	11.100
8	14	STEICHEN Tom	Fed. Luxembourg	2.3	8.6	8.4	8.8	-	-	-	8.600	-	10.900
9	15	MOUDNI Hazim	Féd. Marocaine de	3.0	7.6	7.8	8.2	-	-	-	7.800	-	10.800
10	14	ROEG Thom	KNGU	2.6	8.0	8.4	8.0	-	-	-	8.000	-	10.600
11	15	TOUGUI Mehdi	Féd. Marocaine de	2.8	6.7	6.0	6.8	-	-	-	6.700	-	9.500
12	14	OOSTERLING Thijs	KNGU	2.6	6.6	6.6	7.2	-	-	-	6.600	-	9.200
13	15	NACIRI Anass	Féd. Marocaine de	3.0	6.0	5.0	7.0	-	-	-	6.000	-	9.000
14	15	GUISTAS Achraf	Féd. Marocaine de	1.5	6.3	4.4	5.7	-	-	-	5.700	4.0	3.200

Junior - Results Even Bars

Rn	Nr	Participant	Club	D	E1	E2	E3	E4	E5	E6	E	P	Total
1	15	FRASER Joe	Birmingham Gymnastics	5.4	7.3	7.6	8.2	8.4	-	-	7.900	0.0	13.300
2	15	NATHAN Joshua	Birmingham Gymnastics	4.6	8.4	8.6	8.7	8.9	-	-	8.650	0.0	13.250
3	14	DE CAMPS Frédéric	FRBG	4.4	7.9	8.0	8.1	8.3	-	-	8.050	0.0	12.450
4	14	STEICHEN Tom	Fed. Luxembourg	3.8	8.2	8.5	8.6	8.7	-	-	8.550	0.0	12.350
5	14	PIRE Bernard	FRBG	4.6	7.2	7.6	7.7	7.5	-	-	7.550	0.0	12.150
6	14	OOSTERLING Thijs	KNGU	3.9	6.2	7.7	7.8	7.7	-	-	7.700	0.0	11.600
7	14	BINDELS Boyd	KNGU	3.4	7.2	7.8	8.4	8.6	-	-	8.100	0.0	11.500
8	14	PESESSE Justin	FRBG	4.2	7.4	7.4	6.7	7.1	-	-	7.250	0.0	11.450
8	14	ROEG Thom	KNGU	4.2	7.4	7.0	7.1	7.6	-	-	7.250	0.0	11.450
10	15	CARTER Hamish	Birmingham Gymnastics	3.9	7.6	7.2	7.7	7.2	-	-	7.400	0.0	11.300
11	15	MOUDNI Hazim	Féd. Marocaine de	3.7	6.8	6.8	6.9	7.5	-	-	6.850	0.0	10.550
12	15	NACIRI Anass	Féd. Marocaine de	3.2	7.2	7.0	7.0	7.0	-	-	7.000	0.0	10.200
13	15	GUISTAS Achraf	Féd. Marocaine de	2.0	7.3	8.0	8.4	8.2	-	-	8.100	0.0	10.100
14	15	CAULWELL Harry	Birmingham Gymnastics	3.8	6.1	6.0	5.7	6.1	-	-	6.050	0.0	9.850
15	15	TOUGUI Mehdi	Féd. Marocaine de	2.7	7.7	7.6	8.2	8.2	-	-	7.950	4.0	6.650

Junior - Results Pommel Horse

Rn	Nr	Participant	Club	D	E1	E2	E3	E4	E5	E6	E	P	Total
1	15	FRASER Joe	Birmingham Gymnastics	5.7	8.3	8.0	8.2	8.0	-	-	8.100	0.0	13.800
2	14	ONOSHIMA Takumi	FRBG	5.2	7.9	8.4	8.6	8.5	-	-	8.450	0.0	13.650
2	15	NATHAN Joshua	Birmingham Gymnastics	5.8	8.0	8.1	7.3	7.7	-	-	7.850	0.0	13.650
4	14	PIRE Bernard	FRBG	5.1	8.2	8.2	8.6	8.5	-	-	8.350	0.0	13.450
5	15	CARTER Hamish	Birmingham Gymnastics	5.1	7.1	8.2	8.0	8.0	-	-	8.000	0.0	13.100
6	14	ROEG Thom	KNGU	4.5	8.0	8.4	8.5	8.5	-	-	8.450	0.0	12.950
7	14	OOSTERLING Thijs	KNGU	4.0	8.0	8.2	8.2	8.2	-	-	8.200	0.0	12.200
8	14	DE CAMPS Frédéric	FRBG	4.8	6.5	6.7	7.4	7.8	-	-	7.050	0.0	11.850
9	14	BINDELS Boyd	KNGU	3.8	7.7	7.7	7.8	8.2	-	-	7.750	0.0	11.550
10	15	CAULWELL Harry	Birmingham Gymnastics	4.9	6.5	5.5	6.4	6.2	-	-	6.300	0.0	11.200
11	14	STEICHEN Tom	Fed. Luxembourg	2.8	8.0	7.5	7.9	8.1	-	-	7.950	0.0	10.750
12	14	MARTINEZ Victor	FRBG	3.1	7.2	6.9	7.2	7.7	-	-	7.200	0.0	10.300
13	15	NACIRI Anass	Féd. Marocaine de	2.9	6.5	7.0	6.8	7.1	-	-	6.900	0.0	9.800
14	15	MOUDNI Hazim	Féd. Marocaine de	3.1	7.2	6.7	6.3	6.6	-	-	6.650	0.0	9.750
15	14	PESESSE Justin	FRBG	3.6	5.5	4.9	6.0	6.2	-	-	5.750	0.0	9.350
16	15	TOUGUI Mehdi	Féd. Marocaine de	2.6	6.4	5.7	6.3	6.6	-	-	6.350	4.0	4.950
17	15	GUISTAS Achraf	Féd. Marocaine de	0.8	4.5	5.4	6.0	6.3	-	-	5.700	6.0	0.500

Junior - Results Rings

Rn	Nr	Participant	Club	D	E1	E2	E3	E4	E5	E6	E	P	Total
1	14	PIRE Bernard	FRBG	4.5	8.5	8.9	8.8	-	-	-	8.800	-	13.300
1	15	FRASER Joe	Birmingham Gymnastics	4.2	9.1	9.6	8.7	-	-	-	9.100	-	13.300
1	15	CARTER Hamish	Birmingham Gymnastics	4.8	8.5	8.8	8.5	-	-	-	8.500	-	13.300
4	15	NATHAN Joshua	Birmingham Gymnastics	4.4	8.5	8.6	8.6	-	-	-	8.600	-	13.000
5	15	CAULWELL Harry	Birmingham Gymnastics	4.7	7.8	8.2	7.8	-	-	-	7.800	-	12.500
6	14	PESESSE Justin	FRBG	4.1	8.0	8.2	7.9	-	-	-	8.000	-	12.100
7	14	BINDELS Boyd	KNGU	3.9	7.9	8.1	7.7	-	-	-	7.900	-	11.800
7	14	OOSTERLING Thijs	KNGU	4.0	7.8	8.1	7.8	-	-	-	7.800	-	11.800
9	14	MARTINEZ Victor	FRBG	2.2	9.0	9.1	9.1	-	-	-	9.100	-	11.300
10	14	STEICHEN Tom	Fed. Luxembourg	2.6	8.5	8.1	8.1	-	-	-	8.100	-	10.700
10	14	ROEG Thom	KNGU	3.1	6.9	7.9	7.6	-	-	-	7.600	-	10.700
12	14	DE CAMPS Frédéric	FRBG	2.6	8.0	7.8	8.1	-	-	-	8.000	-	10.600
13	15	NACIRI Anass	Féd. Marocaine de	2.2	7.2	7.1	7.2	-	-	-	7.200	-	9.400
14	15	MOUDNI Hazim	Féd. Marocaine de	2.4	6.3	6.4	7.0	-	-	-	6.400	-	8.800
14	15	TOUGUI Mehdi	Féd. Marocaine de	2.2	7.9	7.6	7.6	-	-	-	7.600	1.0	8.800
16	15	GUISTAS Achraf	Féd. Marocaine de	2.1	6.9	6.1	7.1	-	-	-	6.900	1.0	8.000






Junior - Results Vault

Rn	Nr	Participant	Club	D	E1	E2	E3	E4	E5	E6	E	P	Score	Total
1	15	CARTER Hamish	Birmingham Gymnastics	5.2	9.3	9.2	9.3	9.3	-	-	9.300	-	14.500	13.900
				4.4	8.9	9.1	8.9	8.5	-	-	8.900	-	13.300	
2	15	TOUGUI Mehdi	Féd. Marocaine de Gymnastique	3.6	9.2	9.0	9.0	9.0	-	-	9.000	-	12.600	12.300
				2.8	9.2	9.5	9.1	9.2	-	-	9.200	-	12.000	
3	15	NACIRI Anass	Féd. Marocaine de Gymnastique	3.0	8.9	9.0	8.7	8.8	-	-	8.850	0.1	11.750	11.875
				2.8	9.3	9.1	9.0	9.3	-	-	9.200	-	12.000	
4	14	PESESSE Justin	FRBG	3.8	9.0	8.8	8.8	8.7	-	-	8.800	-	12.600	11.550
				2.0	8.3	8.8	8.2	8.7	-	-	8.500	-	10.500	
5	15	FRASER Joe	Birmingham Gymnastics	5.2	8.5	9.0	9.1	8.9	-	-	8.950	-	14.150	7.075
				-	-	-	-	-	-	-	0.000	-	0.000	
6	14	PIRE Bernard	FRBG	4.4	9.4	9.1	9.3	8.6	-	-	9.200	-	13.600	6.800
				-	-	-	-	-	-	-	0.000	-	0.000	
7	14	STEICHEN Tom	Fed. Luxembourg	4.4	9.1	8.8	9.1	8.5	-	-	8.950	-	13.350	6.675
				-	-	-	-	-	-	-	0.000	-	0.000	
8	15	MOUDNI Hazim	Féd. Marocaine de Gymnastique	3.6	9.1	8.8	9.2	9.2	-	-	9.150	-	12.750	6.375
				-	-	-	-	-	-	-	0.000	-	0.000	
9	15	NATHAN Joshua	Birmingham Gymnastics	3.8	8.9	8.9	8.8	8.7	-	-	8.850	-	12.650	6.325
				-	-	-	-	-	-	-	0.000	-	0.000	
10	14	BINDELS Boyd	KNGU	3.6	8.7	8.6	8.8	8.5	-	-	8.650	-	12.250	6.125
				-	-	-	-	-	-	-	0.000	-	0.000	
11	14	DE CAMPS Frédéric	FRBG	2.8	9.3	9.1	9.1	9.4	-	-	9.200	-	12.000	6.000
				-	-	-	-	-	-	-	0.000	-	0.000	
12	14	OOSTERLING Thijs	KNGU	2.8	9.4	9.1	9.1	8.9	-	-	9.100	-	11.900	5.950
				-	-	-	-	-	-	-	0.000	-	0.000	
13	14	ROEG Thom	KNGU	3.6	8.1	8.1	7.9	8.2	-	-	8.100	-	11.700	5.850
				-	-	-	-	-	-	-	0.000	-	0.000	
14	15	GUISTAS Achraf	Féd. Marocaine de Gymnastique	2.8	8.6	8.6	8.6	8.6	-	-	8.600	-	11.400	5.700
				-	-	-	-	-	-	-	0.000	-	0.000	
15	14	MARTINEZ Victor	FRBG	3.6	7.9	7.8	7.7	8.6	-	-	7.850	0.3	11.150	5.575
				-	-	-	-	-	-	-	0.000	-	0.000	

Junior - Team Ranking Open Competition






1 Birmingham Gymnastics Junior

Birmingham Gymnastics

Nr	Participant											Total		
		D/P	Score	D/P	Score	D/P	Score	D/P	Score	D/P	Score			
150	FRASER Joe Birmingham Gymnastics	5.4	13.30	5.7	13.80	4.2	13.30	5.2	14.15	5.4	13.30	3.9	11.10	
		0.1		0.0		-		0.0		0.0		0.0		
151	CAULWELL Harry Birmingham Gymnastics	5.0	13.90	4.9	11.20	4.7	12.50			3.8	9.850			
		-		0.0		-				0.0				
152	CARTER Hamish Birmingham Gymnastics	5.3	13.40	5.1	13.10	4.8	13.30	5.2	14.50	3.9	11.30	4.7	13.20	
		-		0.0		-		0.0		0.0		0.0		
153	NATHAN Joshua Birmingham Gymnastics	4.6	13.50	5.8	13.65	4.4	13.00	3.8	12.65	4.6	13.25	3.5	11.40	
		-		0.0		-		0.0		0.0		0.0		
		40.800		40.550		39.600		41.300		37.850		35.700		235.800






2 Men Junior

FRBG

Nr	Participant											Total		
		D/P	Score	D/P	Score	D/P	Score	D/P	Score	D/P	Score			
142	PIRE Bernard FRBG	4.8	13.55	5.1	13.45	4.5	13.30	4.4	13.60	4.6	12.15	3.7	12.30	
		-		0.0		-		0.0		0.0		0.0		
143	DE CAMPS Frédéric FRBG	4.5	13.15	4.8	11.85	2.6	10.60	2.8	12.00	4.4	12.45	3.7	11.90	
		-		0.0		-		0.0		0.0		0.0		
144	PESESSE Justin FRBG	4.6	13.05	3.6	9.350	4.1	12.10	3.8	12.60	4.2	11.45	2.6	11.30	
		-		0.0		-		0.0		0.0		0.0		
145	MARTINEZ Victor FRBG			3.1	10.30	2.2	11.30	3.6	11.15					
				0.0		-		0.3						
		39.750		35.600		36.700		38.200		36.050		35.500		221.800






3 KNGU Junior

KNGU

Nr	Participant											Total		
		D/P	Score	D/P	Score	D/P	Score	D/P	Score	D/P	Score			
147	BINDELS Boyd KNGU	4.1	13.00	3.8	11.55	3.9	11.80	3.6	12.25	3.4	11.50	3.6	11.80	
		-		0.0		-		0.0		0.0		0.0		
148	ROEG Thom KNGU	3.5	11.75	4.5	12.95	3.1	10.70	3.6	11.70	4.2	11.45	2.6	10.60	
		-		0.0		-		0.0		0.0		0.0		
149	OOSTERLING Thijs KNGU	4.4	12.75	4.0	12.20	4.0	11.80	2.8	11.90	3.9	11.60	2.6	9.200	
		-		0.0		-		0.0		0.0		0.0		
		37.500		36.700		34.300		35.850		34.550		31.600		210.500

4 Féd. Marocaine de Gymnastique Junior

Féd. Marocaine de Gymnastique

Nr	Participant											Total		
		D/P	Score	D/P	Score	D/P	Score	D/P	Score	D/P	Score			
155	MOUDNI Hazim Féd. Marocaine de Gymnastique	3.8	11.75	3.1	9.750	2.4	8.800	3.6	12.75	3.7	10.55	3.0	10.80	
		-		0.0		-		0.0		0.0		0.0		
156	TOUGUI Mehdi Féd. Marocaine de Gymnastique	4.1	8.150	2.6	4.950	2.2	8.800	3.6	12.60	2.7	6.650	2.8	9.500	
		0.1		4.0		1.0		0.0		4.0		0.0		

157	GUISTAS Achraf Féd. Marocaine de Gymnastique	4.1 11.20 -	0.8 0.500 6.0	2.1 8.000 1.0	2.8 11.40 0.0	2.0 10.10 0.0	1.5 3.200 4.0	
158	NACIRI Anass Féd. Marocaine de Gymnastique	4.0 11.60 -	2.9 9.800 0.0	2.2 9.400 -	3.0 11.75 0.1	3.2 10.20 0.0	3.0 9.000 0.0	
		34.550	24.500	27.000	37.100	30.850	29.300	183.300